

# AC4 BED

Premium quality Australian designed beds for Aged Care

- Designed for carers and residents
- Enhanced manual handling
- Multi-functional positioning
- Durable, reliable, low-maintenance
- Contemporary design
- Bespoke finishes available



# AC4 BED

The Aidacare AC4 bed is the perfect blend of function and durability, providing a reliable sleeping solution for your residents. The gentle gunmetal bed frame coupled with teak bed ends or upholstered surround options, makes it easy to blend with interior styling, delivering a homely ambience. Designed and manufactured to the highest standards with trusted TiMotion electronics for long-term reliability and minimal maintenance.

Multiple functions and accessories combine to exceed the comfort, support, and safety expectations for a diverse range of users, whilst facility carers benefit from the considered design.



Comes standard with Sublime teak laminate head and foot boards  
Shown with independent raised back function



Lowered flat laying position



Independent raised knee function



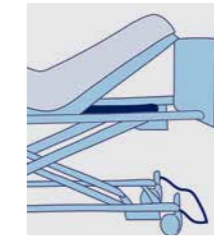
Back and knee break raised

Functional · Durable · Reliable



## Designed for carers and residents

TiMotion electronics are up to 20% faster than other brands, saving carers time. Simple and intuitive handset is easy to operate.



## Considered cable management

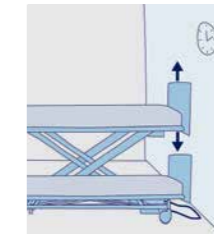
Ensures cables are kept safely out of the way, minimising damage and downtime.



INFECTION CONTROL

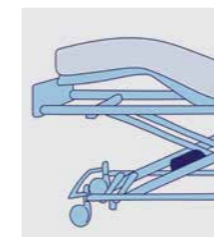
## Maintains infection control

Wipe clean mattress platform allows easy cleaning for infection control compliance.



## Ensures wall protection

Wall locator bar included and bed rises vertically thereby minimising costly wall collisions while maximising functional bedroom space at the foot-end.



## Easy access to the control box

The control box is located conveniently within reach underneath the foot section, allowing easy access for maintenance staff.



DIRECTIONAL

NEUTRAL

LOCKED

## Enhanced manual handling

- **125mm twin castors:** Offer lower rolling resistance for easier bed repositioning
- **Central Locking - Total & Directional:** Activated centrally via an easily accessible full-width foot pedal, push down for total lock, or lift up for directional lock to facilitate safe and easy tracking through corridors and doorways



## Personalised sleeping solution

- Quick attaching and easily removable head and foot boards
- 200mm mattress platform extension caters for taller residents
- Optional upholstered Allure surround for an alternative homely style


## OPTIONAL ACCESSORIES




Upholstered Allure surround  
Single BEA829150  
King single BEA829160



Universal 3/4 folding bed side rails BEA829100



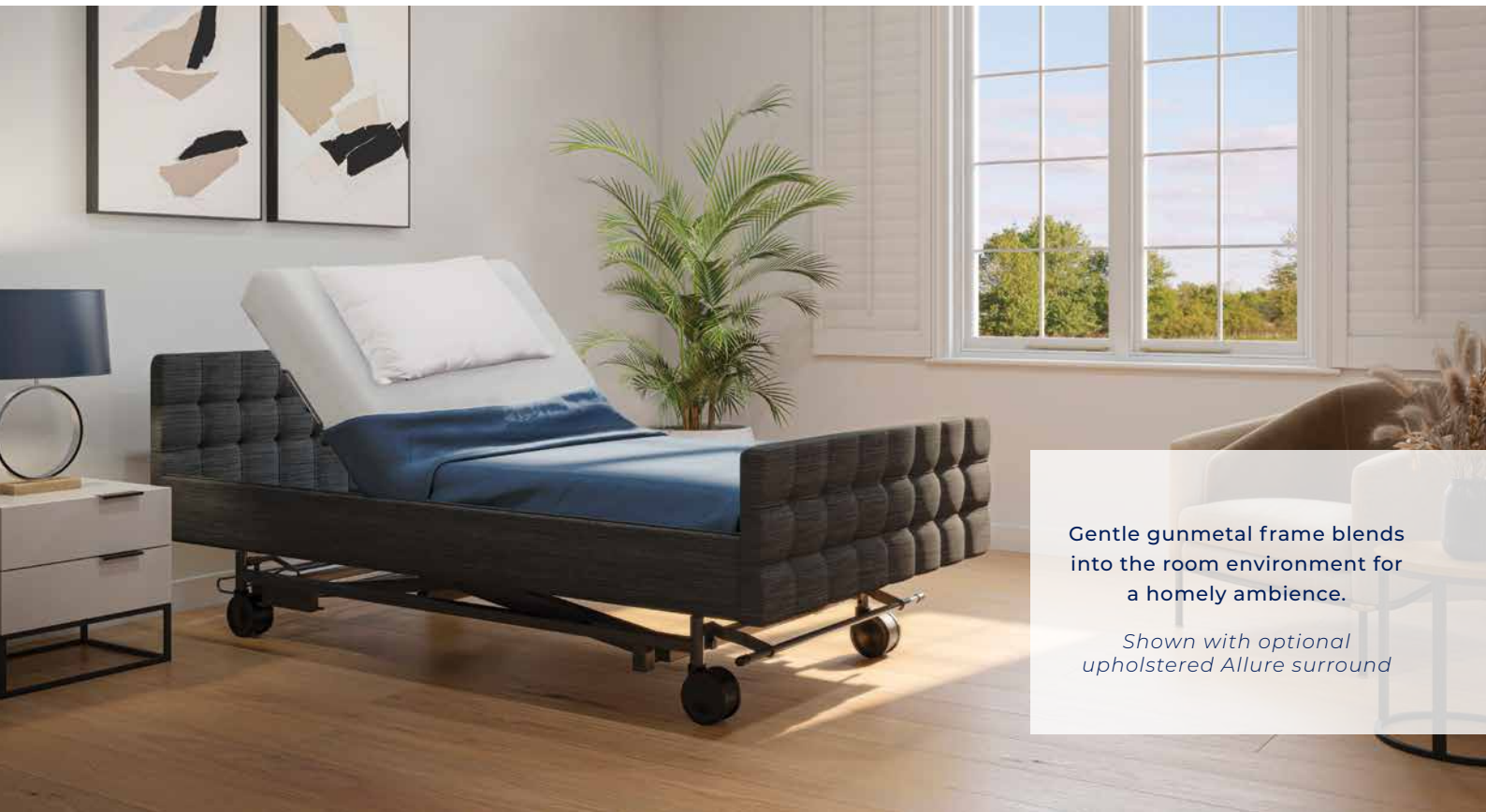
IV pole BEA029710



Self-help pole BEA829140



Battery back up GSP405130



Gentle gunmetal frame blends into the room environment for a homely ambience.

*Shown with optional upholstered Allure surround*

## Specifications

AC4 BED	Mattress dimensions	Overall length	Overall width	Height range	Backrest angle	Knee raise angle	Product weight
SINGLE BEB050400	2000 x 900mm	2100mm*	920mm	300 - 730mm	70°	40°	112kg
KING SINGLE BEB050410	2000 x 1060mm	2100mm*	1070mm	300 - 730mm	70°	40°	116kg

\*External length of 2100mm + 200mm extension

**10** YEAR WARRANTY  
FRAME

**3** YEAR WARRANTY  
ELECTRONICS

**1** YEAR WARRANTY  
HANDSET

Designed in line with  
IEC 60601-2-52:2005



## ASSOCIATED ASPIRE PRODUCTS



Alternating Air Mattresses



Lifecomfort Foam Mattresses



Overbed Tables



Bedside Cabinets

ABBRY4-211124